

# WL



WHIRL

## Low Flow/Full Cone or Hollow Cone

### DESIGN FEATURES

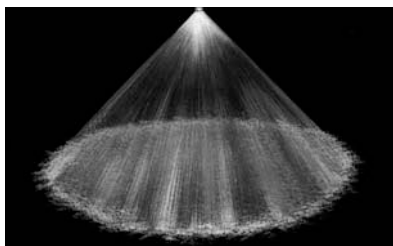
- Advanced whirl plate design produces extremely uniform coverage
- Male and female connections

### SPRAY CHARACTERISTICS


- Medium to coarse atomization
- Spray pattern:** Full Cone. Square pattern available
- Spray angles:** 30°, 60°, 90°, and 120° standard
- Flow rates:** 0.497 to 192 l/min



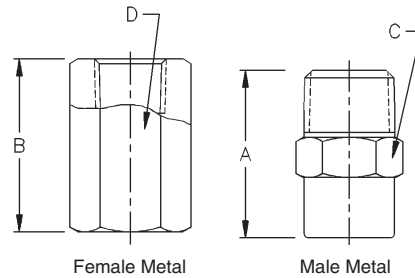
Metal



Full Cone 90°



Full Cone 120°



Female Metal

Male Metal

### WL Flow Rates and Dimensions

Full or Hollow Cone, 30°, 60°, 90° and 120° Spray Angles, BSP or NPT

Male or Female Pipe Size	Nozzle Number	K Factor	LITERS PER MINUTE @ BAR								Approx. Orifice Dia. (mm)	Dimensions for Metal Only (mm)				Wt. (g) Metal Plas.	
			0.7 bar	1 bar	2 bar	3 bar	5 bar	10 bar	15 bar	20 bar		A	B	C	D		
1/8	WL 1/4	0.587	0.497	0.587	0.814	0.984	1.25	1.73	2.10	2.40	1.09						
	WL 1/2	1.17	0.993	1.17	1.63	1.97	2.50	3.47	4.19	4.80	1.40	22.2	28.6	11.1	14.3	28.4	7.1
	WL 3/4	1.76	1.49	1.76	2.44	2.95	3.75	5.20	6.29	7.20	1.83						
1/4	WL 1	2.35	1.99	2.35	3.25	3.94	5.01	6.93	8.39	9.60	2.08						
	WL 1 1/2	3.52	2.98	3.52	4.88	5.91	7.51	10.4	12.6	14.4	2.77	27.0	34.9	14.2	17.5	42.5	10.6
3/8	WL 2	4.70	3.97	4.70	6.51	7.87	10.0	13.9	16.8	19.2	3.18						
	WL 3	7.05	5.96	7.05	9.76	11.8	15.0	20.8	25.2	28.8	3.96	31.8	38.1	17.5	22.2	56.7	14.2
	WL 4	9.40	7.95	9.40	13.0	15.7	20.0	27.7	33.6	38.4	4.78						
1/2	WL 5	11.7	9.93	11.7	16.3	19.7	25.0	34.7	41.9	48.0	5.16						
	WL 6	14.1	11.9	14.1	19.5	23.6	30.0	41.6	50.3	57.6	5.56	38.1	50.8	22.2	28.6	85.1	28.4
	WL 7	16.4	13.9	16.4	22.8	27.6	35.0	48.5	58.7	67.2	5.79						
3/4	WL 8	18.8	15.9	18.8	26.0	31.5	40.0	55.5	67.1	76.8	5.94						
	WL 10	23.5	19.9	23.5	32.5	39.4	50.1	69.3	83.9	96.0	7.14	44.5	54.0	28.6	34.9	170	42.5
	WL 12	28.2	23.8	28.2	39.0	47.2	60.1	83.2	101	115	7.92						
1	WL 15	35.2	29.8	35.2	48.8	59.1	75.1	104	126	144	8.33	55.6	60.3	34.9	41.3	397	99.2
	WL 20	47.0	39.7	47.0	65.1	78.7	100	139	168	192	9.53						

$$\text{Flow Rate (l/min)} = K(\text{bar})^{0.47}$$

Standard Materials: Brass, 303 Stainless Steel, 316 Stainless Steel, PVC, Polypropylene and PTFE (1/8" PTFE and Polypropylene not available in 120°). See chart on page 21 for complete list.

TO ORDER: specify pipe size, connection type, nozzle number, spray angle, and material.