

# NF

## Standard Fan Nozzle

### DESIGN FEATURES

- One-piece construction
- No internal parts
- Sizes for all applications
- Male connection


### SPRAY CHARACTERISTICS

- High impact
- Uniform distribution with tapered edges for overlapping sprays
- Extra-wide angles available


**Spray pattern:** Fan and Straight Jet

**Spray angles:** 0° to 120°

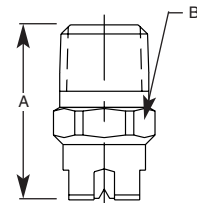
**Flow rates:** 0.161 to 3430 l/min



Metal



Fan 50°



3/8" - 2" Metal

### NF Flow Rates

Fan and Straight Jet, 0°, 15°, 30°, 50°, 65°, 80°, 90°, 110°, and 120° Spray Angles, 1/8" to 2" Pipe Sizes

Male Pipe Size	Nozzle Number	K Factor	LITERS PER MINUTE @ BAR								Equivalent Orifice Dia. (mm)
			0.5 bar	0.7 bar	1 bar	2 bar	3 bar	5 bar	10 bar	30 bar	
1/8 or 1/4	NF01	0.228	0.16	0.19	0.23	0.32	0.39	0.51	0.72	1.25	0.66
	NF015	0.342	0.24	0.29	0.34	0.48	0.59	0.76	1.08	1.87	0.79
	NF02	0.455	0.32	0.38	0.46	0.64	0.79	1.02	1.44	2.49	0.91
	NF025	0.569	0.40	0.48	0.57	0.81	0.99	1.27	1.80	3.12	1.02
	NF03	0.683	0.48	0.57	0.68	0.97	1.18	1.53	2.16	3.74	1.09
	NF04	0.911	0.64	0.76	0.91	1.29	1.58	2.04	2.88	4.99	1.32
	NF05	1.14	0.81	0.95	1.14	1.61	1.97	2.55	3.60	6.24	1.45
	NF06	1.37	0.97	1.14	1.37	1.93	2.37	3.06	4.33	7.49	1.57
NF08	1.82	1.28	1.52	1.82	2.57	3.15	4.06	5.74	9.95	1.83	
1/8 or 1/4 or 3/8	NF10	2.28	1.61	1.91	2.28	3.22	3.95	5.10	7.21	12.5	2.03
	NF15	3.42	2.42	2.86	3.42	4.83	5.92	7.64	10.8	18.7	2.38
	NF20	4.56	3.22	3.81	4.56	6.45	7.89	10.2	14.4	25.0	2.78
	NF30	6.84	4.83	5.72	6.84	9.67	11.8	15.3	21.6	37.4	3.57
NF40	9.12	6.45	7.63	9.12	12.9	15.8	20.4	28.8	49.9	3.97	
1/4 or 3/8	NF50	11.4	8.06	9.53	11.4	16.1	19.7	25.5	36.0	62.4	4.37
	NF60	13.7	9.67	11.4	13.7	19.3	23.7	30.6	43.2	74.9	4.76
	NF70	16.0	11.3	13.3	16.0	22.6	27.6	35.7	50.4	87.4	5.16
3/8 or 1/2	NF60	13.7	9.67	11.4	13.7	19.3	23.7	30.6	43.2	74.9	4.76
	NF70	16.0	11.3	13.3	16.0	22.6	27.6	35.7	50.4	87.4	5.16
	NF80	18.2	12.9	15.3	18.2	25.8	31.6	40.8	57.7	99.9	5.56
	NF90	20.5	14.5	17.2	20.5	29.0	35.5	45.9	64.9	112	5.95
	NF100	22.8	16.1	19.1	22.8	32.2	39.5	51.0	72.1	125	6.35
	NF120	27.3	19.3	22.9	27.3	38.7	47.4	61.1	86.5	150	6.75
1/2	NF150	34.2	24.2	28.6	34.2	48.3	59.2	76.4	108	187	7.54
	NF200	45.6	32.2	38.1	45.6	64.5	78.9	102	144	250	8.73
3/4	NF300	68.4	48.3	57.2	68.4	96.7	118	153	216	374	10.7
	NF400	91.2	64.5	76.3	91.2	129	158	204	288	499	12.7
1	NF400	91.2	64.5	76.3	91.2	129	158	204	288	499	12.7
	NF750	171	121	143	171	242	296	382	540	936	17.5
1 1/4	NF800	182	129	153	182	258	316	408	577	999	18.3
	NF1150	262	185	219	262	371	454	586	829	1440	21.8
1 1/2	NF1500	342	242	286	342	483	592	764	1080	1870	24.6
2	NF2250	513	362	429	513	725	890	1150	1620	2810	33.3

### NF Dimensions BSP or NPT

Pipe Size	Dim. for Metal Only (mm)		Wt. (g)	
	A	B	Metal	Plas.
1/8	22.2	11.1	28.4	7.09
1/4	27.0	14.3	42.5	10.6
3/8	31.8	17.5	56.7	14.2
1/2	38.1	22.2	85.1	28.4
3/4	44.5	28.6	170	42.5
1	55.6	34.9	227	56.7
1 1/4	63.5	44.5	340	85.1
1 1/2	76.2	50.8	567	142
2	88.9	63.5	1588	284

Flow Rate ( $l/min$ ) =  $K \sqrt{bar}$  Standard Materials: Brass, 303 Stainless Steel, 316 Stainless Steel, PVC and PTFE (PTFE not available in nozzle numbers below NF025). See chart on page 21 for complete list.