

NCS


Stubbies/Minimize Head Space

DESIGN FEATURES


- Takes no more room than pipe plug, yet performs like full-size nozzle
- Small projection
- Can be used with standard pipe couplings to form female nozzle, with elbows to form right angle nozzle, or with tees or crosses for multiple installations
- Male connection
- Metal and plastic materials

SPRAY CHARACTERISTICS

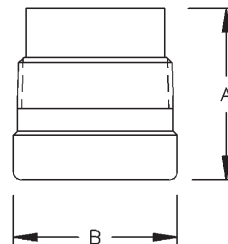
- Spray pattern:** Full Cone
- Spray angles:** 70°, 90° and 110° standard
- Flow rates:** 7.50 to 1596 l/min (Special flow rates available)



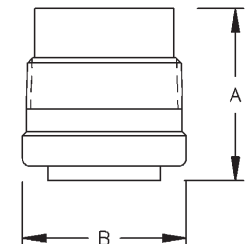
Full Cone 90° (M)



Full Cone 110° (W)



Plastic 70°-90°



Plastic 110°

NCS Flow Rates and Dimensions

Full Cone, Narrow 70° (N), Medium 90° (M) and Wide 110° (W) Spray Angles, 1" to 4" Pipe Sizes, BSP or NPT

Male Pipe Size	Nozzle Number	K Factor	LITERS PER MINUTE @ BAR								Approx. Orifice Dia. (mm)	Approx. Free Pass. Dia. (mm)	Dim. (mm)		Wt. PVC (g)
			0.2 bar	0.5 bar	0.7 bar	1 bar	2 bar	3 bar	5 bar	7 bar			A	B	
1	NCS1003	16.0	7.50	11.5	13.5	16.0	22.1	26.8	34.1	39.9	5.59	3.81	47.6	35.1	43
	NCS1005	26.6	12.5	19.2	22.5	26.6	36.9	44.7	56.8	66.5	7.11	5.59			
	NCS1007	37.3	17.5	26.9	31.6	37.3	51.7	62.5	79.5	93.1	8.38	5.33			
1 1/2	NCS1510	53.3	25.0	38.5	45.1	53.3	73.83	89.3	114	133	10.4	7.11	60.3	50.8	85
	NCS1513	69.3	32.5	50.0	58.6	69.3	95.97	116	148	173	11.4	9.65			
	NCS1516	85.3	40.0	61.6	72.1	85.3	118	143	182	213	12.7	9.14			
2	NCS2020	107	50.0	77.0	90.1	107	148	179	227	266	14.2	10.4	66.7	63.5	170
	NCS2025	133	62.5	96.2	113	133	185	223	284	333	16.3	11.4			
	NCS2030	160	75.0	115	135	160	221	268	341	399	17.5	13.2			
	NCS2035	187	87.6	135	158	187	258	313	397	466	19.1	14.0			
2 1/2	NCS2540	213	100	154	180	213	295	357	454	532	20.3	16.0	76.2	76.2	255
	NCS2545	240	113	173	203	240	332	402	511	599	21.3	16.0			
	NCS2550	266	125	192	225	266	369	447	568	665	22.6	16.0			
3	NCS3060	320	150	231	270	320	443	536	681	798	23.9	16.0	84.1	88.9	383
	NCS3070	373	175	269	316	373	517	625	795	931	26.7	14.7			
	NCS3085	453	213	327	383	453	628	759	965	1131	29.5	16.8			
4	NCS40100	533	250	385	451	533	738	893	1136	1330	31.8	24.1	102	114	567
	NCS40120	640	300	462	541	640	886	1072	1363	1596	35.1	25.4			

$$\text{Flow Rate (l/min)} = K (\text{bar})^{0.47}$$

Standard Materials: Brass, 316 Stainless Steel, Polypropylene, PVC and PTFE. See chart on page 21 for complete list.

WHIRL

TO ORDER: specify pipe size, connection type, nozzle number, spray angle, and material.